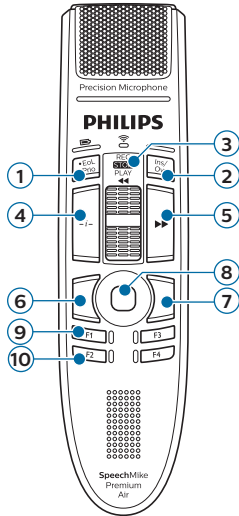


Button assignment Dragon mode – SMP4010

- Tastenbelegung Dragon-Modus – SMP4010
- Affectation des boutons du mode Dragon – SMP4010



- | | |
|--|--|
| <p>1 ● Tab backward
● Tabulator zurück
● Tabulation arrière</p> <p>2 ● Tab forward
● Tabulator vorwärts
● Tabulation avant</p> <p>3 ● REC:
SpeechMike microphone on
STOP:
SpeechMike microphone off
● REC:
SpeechMike-Mikrofon ein
STOP:
SpeechMike-Mikrofon aus
● REC:
Microphone SpeechMike activé
STOP:
Microphone SpeechMike désactivé</p> <p>4 ● Dragon microphone on/off
● Dragon-Mikrofon ein/aus
● Microphone Dragon activé / désactivé</p> | <p>5 ● Next field
● Nächstes Feld
● Champ suivant</p> <p>6 ● Left mouse button
● Linke Maustaste
● Bouton gauche de la souris</p> <p>7 ● Right mouse button
● Rechte Maustaste
● Bouton droit de la souris</p> <p>8 ● Cursor control + left mouse button
● Cursorsteuerung + linke Maustaste
● Contrôle du curseur + bouton gauche de la souris</p> <p>9 ● Show dictation box
● Diktierfenster anzeigen
● Afficher la boîte de dictée</p> <p>10 ● Transfer text
● Text übertragen
● Transférer texte</p> |
|--|--|

© 2017 Speech Processing Solutions GmbH. All rights reserved.

Specifications are subject to change without notice. Philips and the Philips shield emblem are registered trademarks of Koninklijke Philips N.V. and are used by Speech Processing Solutions GmbH under license from Koninklijke Philips N.V. All trademarks are the property of their respective owners.

Document version 1.0, 2017/12/11, 7740-003-2020.1

PHILIPS

SpeechMike

Premium Air

SMP4000/4010

EN Using the Dragon mode

DE Dragonmodus verwenden

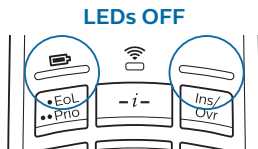
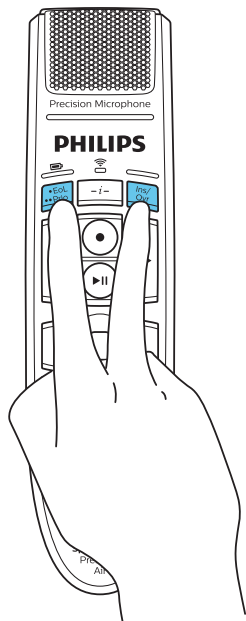
FR Utilisation du mode Dragon

For product information and support, visit
www.philips.com/dictation



Switch between Standard mode and Dragon mode

- Zwischen Standardmodus und Dragonmodus wechseln
- Basculer entre le mode standard et le mode Dragon



Standard mode

- Standardmodus
- Mode standard

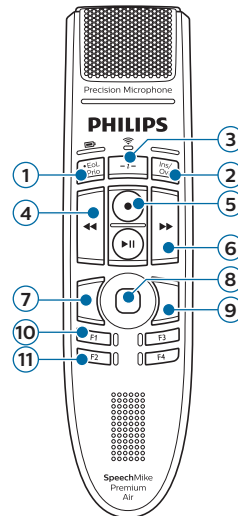


Dragon mode

- Dragonmodus
- Mode Dragon

Button assignment Dragon mode - SMP4000

- Tastenbelegung Dragonmodus - SMP4000
- Affectation des boutons du mode Dragon - SMP4000



- | | |
|---|---|
| <p>1 ● Tab backward
● Tabulator zurück
● Tabulation arrière</p> <p>2 ● Tab forward
● Tabulator vorwärts
● Tabulation avant</p> <p>3 ● Dragon microphone on/off
● Dragon-Mikrofon ein/aus
● Microphone Dragon activé / désactivé</p> <p>4 ● Mark backward
● Voriges Wort markieren
● Marquer le mot précédent</p> <p>5 ● SpeechMike microphone on/off
● SpeechMike-Mikrofon ein/aus
● Microphone SpeechMike activé / désactivé</p> <p>6 ● Next field
● Nächstes Feld
● Champ suivant</p> | <p>7 ● Left mouse button
● Linke Maustaste
● Bouton gauche de la souris</p> <p>8 ● Cursor control + left mouse button
● Cursorsteuerung + linke Maustaste
● Contrôle du curseur + bouton gauche de la souris</p> <p>9 ● Right mouse button
● Rechte Maustaste
● Bouton droit de la souris</p> <p>10 ● Show dictation box
● Diktierfenster anzeigen
● Afficher la boîte de dictée</p> <p>11 ● Transfer text
● Text übertragen
● Transférer texte</p> |
|---|---|